



**MMC Latin America
and the Caribbean**

QUARTER 4 2021



**Quarterly Mixed
Migration Update:
Latin America and
the Caribbean**

This Quarterly Mixed Migration Update (QMMU) covers the Latin America and the Caribbean (LAC) region. The core countries of focus for this region are the countries currently affected by the Venezuelan crisis, including Colombia, Brazil, Peru, and Ecuador, in addition to the Caribbean islands. Concerning northern movements to the United States, this QMMU covers Mexico and Central American countries. Depending on the quarterly trends and migration-related updates, more attention may be given to some of the countries over the rest.

The QMMUs offer a quarterly update on new trends and dynamics related to mixed migration and relevant policy developments in the region. These updates are based on a compilation of a wide range of secondary (data) sources, brought together within a regional framework and applying a mixed migration analytical lens. Similar QMMUs are available for all MMC regions.

The Mixed Migration Centre is a global network consisting of six regional hubs and a central unit in Geneva engaged in data collection, research, analysis, and policy development on mixed migration. For more information on the MMC, the QMMUs from other regions and contact details of regional MMC teams, visit mixedmigration.org and follow us at [@Mixed_Migration](https://twitter.com/Mixed_Migration)

MMC's understanding of mixed migration

"Mixed migration" refers to cross-border movements of people, including refugees fleeing persecution and conflict, victims of trafficking, and people seeking better lives and opportunities. Motivated to move by a multiplicity of factors, people in mixed flows have a range of legal statuses as well as a variety of vulnerabilities. Although entitled to protection under international human rights law, they are exposed to multiple rights violations along their journey. Those in mixed migration flows travel along similar routes, using similar means of travel - often travelling irregularly, and wholly, or partially, assisted by migrant smugglers.

Front cover photo credit:

Juan Carlos Tomasi/MSF/February 2018

SUPPORTED BY:



Quarterly Mixed Migration Update: Latin America and the Caribbean

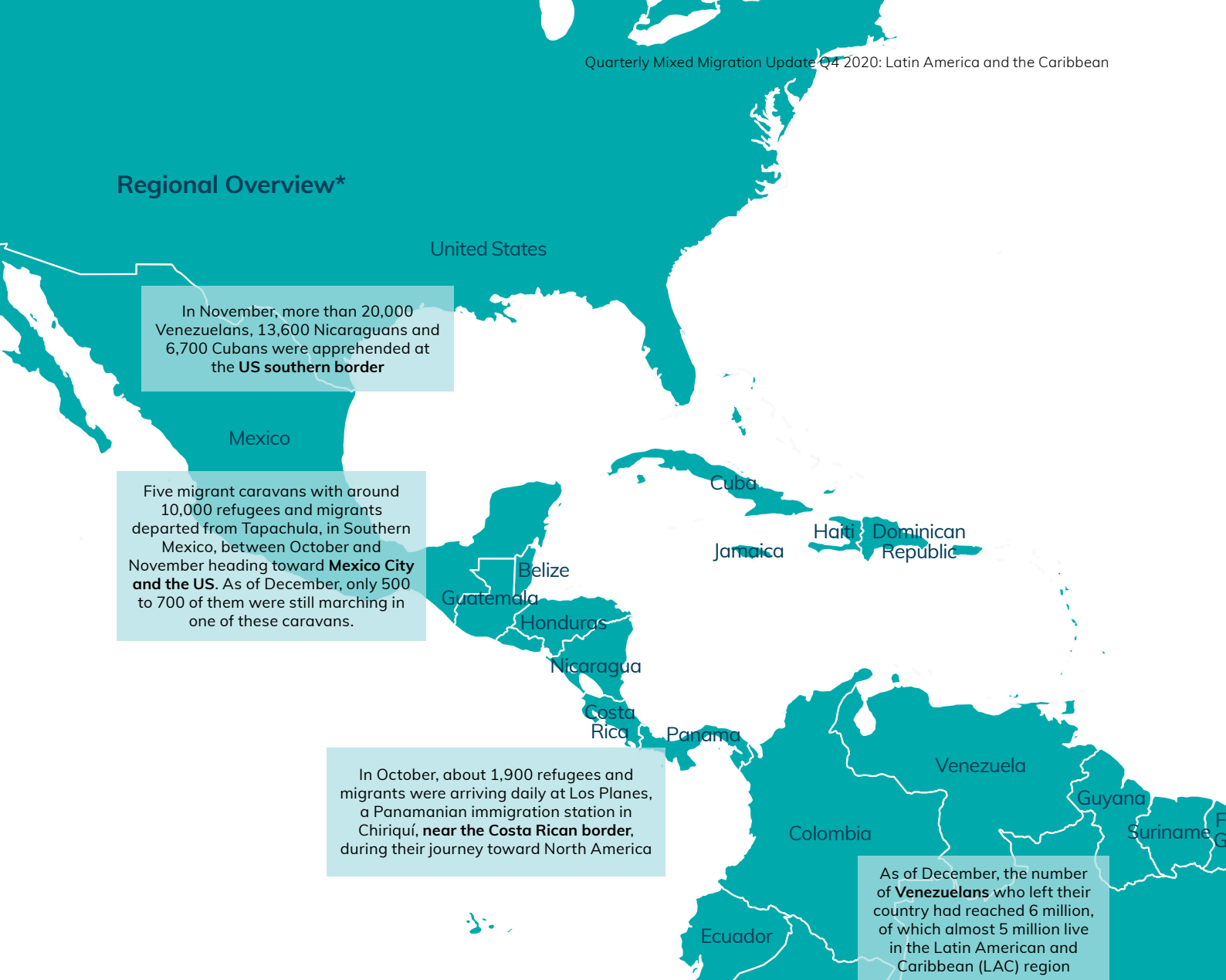
Quarter 4 - 2021

Key Updates

- After four consecutive months of decreasing encounters¹ with people on the move at the US-Mexico border, **in November the US Customs and Border Patrol (CBP) has reported a 5% increase since the previous month.** The number of **Venezuelans arriving at the border has been steadily increasing for months.** In October alone, CBP reported encounters with 13,406 Venezuelans – a 9,000% increase compared to the same month the previous year. In mid-November, CBP reported nearly 800 encounters daily with Venezuelan nationals. Due to the increase of Brazilian and Venezuelan nationals arriving at the US border in 2021, **Mexico introduced a visa requirement for Brazilians to enter its territory in November and is considering tightening entry restrictions for Venezuelans.**
- **Some Haitian refugees and migrants who were deported back to Port-au-Prince after trying to enter the US are now [returning by air to Chile or Brazil](#),** their first migration destination. Additionally, following mass expulsions from the US in September, less Haitians have been attempting to migrate toward this country: from September to October, the CBP reported a sharp [decrease in Haitian nationals arriving](#) at the US border – from more than 17,000 to about 1,000.
- **Five migrant caravans departed from Tapachula, in southern Mexico between October and December heading toward Mexico City to regularize their stay in Mexico and continue their journey to the US.** However, most caravans dissolved after reaching an agreement with the country's migration authority and accepting humanitarian visas to stay in Mexico.
- **On December 9th, the [Regional Inter-Agency Coordination Platform for Venezuelan Refugees and Migrants](#) (R4V) presented the Regional Refugee and Migrant Response Plan (RMRP) 2022** which sets a target of 1.79 billion USD to assist 3.82 million Venezuelan refugees and migrants, Colombian returnees and host communities in Latin American and the Caribbean.
- Following domestic lawsuits and a new agreement with Mexico, [the US reactivated the Migrant Protection Protocols \(MPP\)](#), commonly known as “Remain in Mexico”. Under this policy, people on the move who apply for asylum at the US southern border must wait in Mexican territory until a decision is taken on their asylum application. Although this caused concerns among human rights organizations, the Mexican government committed to protecting asylum seekers who are temporarily staying in Mexico under the MPP and guaranteeing their safety and rights while in the country.

1 Encounters refer to the detection of people on the move in irregular status, which can have different procedural outcomes: “apprehensions, in which migrants are taken into custody in the United States to await adjudication, and expulsions, in which migrants are immediately expelled to their home country or last country of transit without being held in U.S. custody”. See: <https://www.pewresearch.org/fact-tank/2021/08/13/migrant-encounters-at-u-s-mexico-border-are-at-a-21-year-high/>

Regional Overview*



The Caribbean



*Information on the map relates to selected updates and does not represent all mixed migration flows within and out of Latin America and the Caribbean.

Mixed Migration Regional Updates

Venezuelan mixed migration flows

As of December 2021, the [Regional Inter-Agency Coordination Platform for Venezuelan Refugees and Migrants](#) (R4V) reported that the number of Venezuelans that had left their country had reached 6 million, of which almost 5 million live in the Latin American and Caribbean (LAC) region. Colombia continues to lead the list of host countries, with more than 1.8 million Venezuelans who settled in its territory, followed by Peru with 1.3 million, Ecuador with 508,000 and Chile with 448,000.

In parallel, the number of Venezuelans voluntarily returning to their country through the Venezuelan government's *Plan Vuelta a la Patria* is very low: 200 Venezuelans returned to their home country [from Chile](#) in early October, [94 from Ecuador](#) in late October, and 250 from [Peru](#) in mid-November.

On December 9th, the R4V platform launched the Regional Refugee and Migrant Response Plan ([RMRP](#)) 2022 which set a target of 1.79 billion USD in funding to assist 3.8 million Venezuelan refugees and migrants and host communities in 17 countries in Latin America. The RMRP 2022 [aims at](#) improving the living conditions of Venezuelans and affected host communities by “provid[ing] and improv[ing] safe and dignified access to essential goods and critical services in synergy with sustainable development assistance; enhanc[ing] the prevention and mitigation of protection risks, and respond[ing] to corresponding needs through supporting the protection environment in affected countries; and increas[ing] resilience, socio-economic integration opportunities, social cohesion, and inclusive participatory processes to improve living standards of affected populations.”

Movements towards South America

In October, more than 3,000 Venezuelans left Bolivia to Chile through Pisiga (Bolivia) and five people on the move were found dead between Pisiga (Bolivia) and Colchane (Chile) according to [R4V partners](#). On October 24th, a group of [60 Venezuelans](#) entered Chile from Bolivia through the Ollagüe border crossing. During the same month, the [R4V](#) reported a steady arrival of Venezuelans at the north-western border of Argentina with Bolivia and an increase in arrivals in Puerto Iguazu (Argentinian border with Brazil and Paraguay).

Some land borders in the region remain closed to limit the spread of Covid-19, including the border [between Ecuador and Peru](#). Other countries, on the contrary, decided to reopen their borders. On October 4th, the Venezuelan government announced that it would gradually [reopen crossings along its northern border](#) with Colombia through the Táchira State for commercial purposes, after two years of closure. On November 1st, [Argentina and Uruguay](#) fully reopened their borders after 18 months of closure.

Movements toward North America

There has been an increase in the arrival of Venezuelans at various ports of entry into the US, according to the US Customs and Border Patrol (CBP) statistics. In November, the apprehension of Venezuelans at the US-Mexico border [reached its peak](#), with more than 20,000 people apprehended in one month. According to

one media source, US officials mentioned coming across [nearly 800 Venezuelan refugees and migrants at the southern border each day](#) in mid-November, more than any other nationality excluding Mexican nationals.

Venezuelan refugees and migrants reach the southern US border after either crossing Central America and Mexico by land or flying directly into Mexico and traveling north by land from there. Venezuelan nationals are not required a visa to enter Mexico, but the country started considering [tightening entry requirements](#) for Venezuelans in December 2021, upon request from the US government.

Mixed migration flows in Central America

The [International Organization for Migrations](#) (IOM) reported that the number of people on the move moving through Panama on their way toward the US increased by 100% during the second week of October, compared to the end of the previous month. According to the same source, 1,900 people on the move were passing daily by the immigration station of Los Planes, at the northern border of Panama with Costa Rica, during their journey north.

29,604 refugees and migrants [crossed the Darien region](#) in the month of October, the highest monthly number “reported over the last years” according to the IFRC.

Mixed migration flows in Mexico

The [Mexican Commission for Refugee Assistance](#) (COMAR, for its Spanish acronym) registered a total of 33,035 asylum applications between October and November 2021. Only in November, COMAR registered 15,018 applications, a [250% increase](#) compared to the same month in the previous year. Haitians and Hondurans, followed by Cubans, lead the list of nationalities of those seeking asylum in Mexico in 2021. However, the COMAR has stated that most Haitians will [not be granted asylum](#) in the country because they had previously migrated to other countries (such as Brazil or Chile) and/or because they do not comply with the requirement of the legal definition of a refugee.

On November 26th, [due to the increase in Brazilian nationals](#) entering Mexico irregularly in 2021, the Mexican government announced it would start requiring Brazilians a visa to enter the country as of December 11th, with the purpose of ensuring an orderly migration and as a way to combat abuses by human smugglers.

Migrant caravans en route to the US

At the beginning of October, 652 people on the move - mostly Guatemalans - were intercepted in a “[caravan of cargo trucks](#)” in the northern Mexican state of Tamaulipas. The group included 349 children.

Within a two-month timeframe – between the beginning of October and the end of November – five migrant caravans formed in Tapachula, Chiapas, and headed north toward Mexico City, where the people on the move who were part of these groups hoped to regularize their stay in the country and then continue their migration onward to the US.

A massive [migrant caravan](#) dubbed “For Freedom, Dignity and Peace” departed from the southern Mexican city of Tapachula on October 23rd. The group included about 3,000 people mainly from Haiti, El Salvador, Honduras and Guatemala and was led by human right activists. The caravan’s size grew to [5,000 people](#) within a few days, among them pregnant women and 1,200 children. Mexico’s immigration authority (INM for its Spanish acronym) tried to disperse the caravan both through [direct confrontations](#) and by offering humanitarian visas to pregnant women, children and people with disabilities and illnesses. The leaders of the group initially [rejected the offer](#) since they [distrusted the national government’s promises](#) and because the humanitarian visa would only allow them to transit through four Mexican states rather than the entire country. The caravan however advanced slowly due to the prohibition for its members to hitchhike or use [public transportation](#), and its size [decreased to about 800 people](#) by mid-November and [500-700](#) by December 11th, as many of its members [accepted the authorities’ offer](#) of humanitarian visas out of exhaustion.

On November 18th, a new migrant caravan departed from Tapachula with [3,000 people](#), mostly from Haiti and Central America. The group was hoping to join the previous caravan in the state of [Veracruz](#). However, a week later, around 2,500 of its members agreed to stay in Mexico instead of continuing their journey toward the US; they were all [granted humanitarian visas](#) and relocated to several states within Mexico.

Between November 26th and the 27th, [three additional migrant caravans](#) departed from Tapachula with 2,000 people in total. The caravan which departed on the 26th and was composed of 1,000 people on the move, mostly from Haiti, and was [dissolved the following day](#) when its members accepted INM’s offer of humanitarian visas. According to one of the [caravans’ organizers](#), Venezuelans made up between 20% and 30% of the group.

The situation at the US border

In October, CBP reported that attempts at irregularly entering US territory continued to decline - a continuous trend since July 2021 - as they [only registered 164,303 encounters](#) during that month compared to [192,001 in September](#). In addition, CBP officials mentioned that nearly 1 in 3 people on the move encountered at the border in October were “repeat crossers” who had already been expelled to Mexico in the previous 12 months. This declining trend was however reversed in November when [CBP reported 173,620 encounters](#), a 5% increase since the previous month.

Apprehensions

CBP reported an [increase in the arrival of Venezuelans, Nicaraguans and Cubans at the US southern border](#). In November, more than 20,000 Venezuelans, 13,600 Nicaraguans and 6,700 Cubans were apprehended. According to media reports, some Venezuelans [had migrated to Colombia](#) or other third countries before traveling to the US.

At the beginning of December and in just two days, CBP encountered several groups of people on the move who totalled [301 people](#) in Brownsville, Texas. Half of those apprehended were from Venezuela and Colombia.

Expulsions and deportations

Out of the [173,620 encounters](#) registered at the US southern border in November, 87,341 – more than 50% - ended in expulsions into Mexico under Title 42.

Changes in US policy

In December, the US government [reactivated the Migrant Protection Protocols](#) (MPP), also known as the “Remain in Mexico” policy, which forces people on the move who want to claim asylum in the US to remain in Mexico while their case is settled. Human rights organizations expressed [concern](#) about this decision based on existing reports on the protection risks faced by asylum seekers blocked in Mexico under the MPP during the two years the policy was active. In response to this, the [Mexican government announced](#) it would protect asylum seekers and guarantee their rights while in Mexico, but there is uncertainty regarding where they will be relocated during their wait. On December 9th, [two asylum seekers](#) were the first to be returned to Mexico under the MPP.

Following the announcement of the MPP reactivation, some people on the move rushed to crossing the border into the US to avoid being forced to stay in Mexico: 1,300 migrants congregated at the [Yuma border crossing in Arizona](#) hours after the program was restarted. In the first days of December, CBP reported that more than 5,000 people had crossed the border since the beginning of the month hoping to claim asylum.

Extra-regional mixed migration flows

New migration dynamics have been reported in Latin America. Some Haitian migrants have been returning to their initial host countries (Chile and Brazil) after not being able to enter the US, while refugees and migrants from different countries are still trying to reach the US using new routes.

The Chilean border police reported a [reversal in Haitian migration flows](#). While Haitian nationals were previously leaving Chile to try and reach the US, they have been returning by air to Chile since October. According to IOM, a similar trend has been detected regarding Haitians [returning to Brazil](#).

In early October, [three ships](#) were interjected near the Colombian department of Chocó while heading north with 47 people on the move on board from Haiti, Cuba, Uruguay, Nepal, Bangladesh, and Nigeria. In mid-October, 21 people – from Haiti, Cuba, and Venezuela – were rescued in [Cabo Tiburón](#) (Chocó, Colombia) after the ship they were traveling in sank, while three others drowned and six went missing.

In October, CBP apprehended 28,211 [people on the move from 50 countries](#). In [November](#), border patrol agents have encountered migrants from Eritrea, Uzbekistan, Syria, Lebanon, and Tajikistan. The US Coast Guard deported [77 Dominicans and 6 Haitians](#) after they were intercepted trying to reach Puerto Rico in early November.

Between November 17th and 18th, the Dominican Republic deported more than 400 Haitians to Ouanaminthe (Northeast Haiti) and Belladère (Central Haiti), according to the [Support Group for Refugees and Returnees](#) (*Groupe d'Appui au Rapatriés et Réfugiés*). The Dominican government also suspended a visa program for Haitian students and prohibited the care of irregular migrants in public hospitals. In late November, a boat carrying about 70 “apparently” Haitian refugees and migrants collided with a police boat near [Turks and Caicos](#) and seven people died.

Thematic focus:

Human smuggling across the US southern border

According to IOM's [World Migration Report 2022](#), the US has been the main destination for international migration for 50 years, a trend confirmed in 2021 with more than 51 million refugees and migrants. However, at the same time, legal pathways to migrate regularly into the US progressively decreased in recent years.

The number of regular immigrants [admitted to the US through visas](#) (excluding resettled refugees) fell by 7.3% between FY 2016 and FY 2018. Refugee admissions through resettlement programmes also decreased from [almost 85,000 in FY 2016](#) to 53,700 in FY 2017 and [22,500 in FY 2018](#), and the [Central American Minor \(CAM\)](#) admission program was suspended in 2017. In 2019, the adoption of the Migrant Protection Protocols (MPP), also known as “Remain in Mexico”, for the first time restricted the possibility to temporary stay in US territory even for those who applied for asylum at the US border, until a final decision is taken on their case. The Covid-19 pandemic then contributed to further restricting entry into the US with the temporary suspension of entry for all noncitizens, the [interruption of visa services](#) in embassies and the issuance of a [CDC order](#) allowing the summary expulsion back into Mexico of all foreigners based on public health concerns (Title 42). As of December 2021, both Title 42 and the MPP remained in place, despite attempts by the current US administration to revert them.

Amid the decrease in legal pathways to migrate to the US, entering irregularly has become the only viable option for many refugees and migrants. According to US [CBP](#), in 2021 encounters with people on the move at the US-Mexico border reached their highest level on record, with 1,734,686 people apprehended while trying to entering the country irregularly.

Irregular migration into the US is usually facilitated by human smugglers, through an industry that becomes ever more articulated and sophisticated.

Smuggling dynamics

The southwestern border with Mexico has for long been the main access point for people on the move looking to migrate to the US irregularly. Irregular entry mostly takes place [by land](#) as immigration by air is tightly controlled and irregular travel by sea is riskier and easier to detect.

The dynamics of these irregular movements and related smuggling operations have changed over time. [Strengthened border control](#) at the southwestern border since the 1990s and fencing since the 2000s made spontaneous irregular border crossing more difficult and created a demand for “professional” support to irregular migration, meaning someone with the [“expertise, knowledge, equipment, and other assets”](#) that can help people on the move reach their goal.

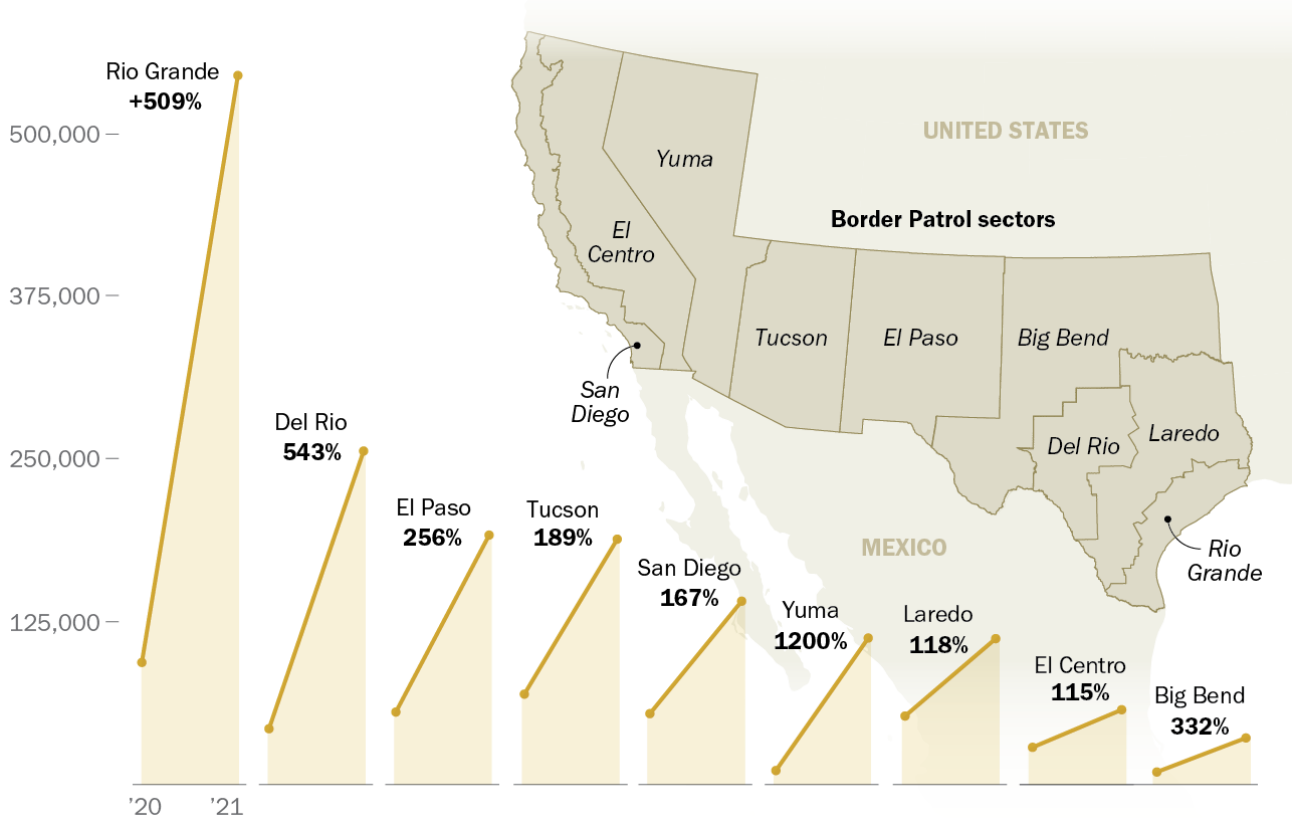
Human smuggling into the US proved to be a very [profitable business](#): in 2010, it was already estimated by some to generate about [15-20 billion USD a year](#) in Mexico, second only to drug trafficking. Its industry progressively developed over time adapting to needs, demand and opportunities. Smugglers and their recruiters started [offering their “services”](#) at bus and trains stations, shopping centres or hotels, and [social networks](#) in more recent years. [Word of mouth](#) became another important recruitment mean, as prospective refugees and migrants started asking for recommendations to relatives and friends who already migrated.

Already in the 2000s, the [services offered](#) ranged from organizing the journey from the refugee’s or migrant’s hometown to only facilitating the crossing of the US-Mexico border. Initially mainly working for Mexican people on the move, this model was later [replicated for Central American](#) refugees and migrants. While, since 2018, migrant caravans from Central America and Mexico have somewhat [lowered the demand](#) for “all inclusive” smuggling packages, as prospective refugees and migrants realized they [could organize](#) most of their journey [on their own](#), the one part of irregular migration smugglers continue to have tight control over is border crossing into the US.

Human smugglers assist [more than 90% of irregular crossings](#) from Mexico to the US, according to UNODC. In 2021, encounters with people on the move who entered the US irregularly doubled in all nine southwest border sectors: San Diego, El Centro, Yuma, Tucson, El Paso, Big Bend, Del Rio Laredo, and Rio Grande.

Figure 1. Migrant encounters more than doubled in all nine southwest border sectors in 2021

Change in migrant encounters at U.S.-Mexico border, by sector, fiscal 2020-2021



Credit / source: [What's happening at the U.S.-Mexico border in 7 charts](#), Pew Research Center, from U.S. Customs and Border Protection.

Smuggling fees

According to official government data, in 1983, the [average fee](#) for irregularly crossing the border into the US was 300 USD. In 2014, a [research piece on revenues linked to smuggling](#) reported that people on the move were being charged 100 USD only to cross the Rio Grande – the river marking the border between the US state of Texas and Mexico; 150 USD from the US side of the Rio Grande to a stash house, plus 20 USD per day for the services of a caretaker while staying there; and 200 USD to ride north to Houston, Texas. Prices have reportedly seen a sharp increase in the last five years, going up to [several thousand USD](#) in some cases.

Smuggling costs to cross the US border are not fixed and depend on [various factors](#): nationality of people on the move; their perceived wealth; season; geographic conditions; points of departure and destination; means of transport; risk of detection; and number of border crossing attempts granted, among others. The level of [comfort and safety](#) also contribute to raising or lowering costs: [swimming or walking for longer distances](#), for instance, means a lower price.

The intensification of border enforcement activities has contributed to an [increase in smuggling costs](#), but so has [increased demand](#). An increased [risk for the smuggler of facing a criminal conviction](#) due to enhanced border control also translates in higher cost, as “smugglers pass this risk along to customers in the form of higher fees”. Sometimes costs also depends on what the smugglers think they can get from the “customer”. In 2019, a Mexican citizen told US authorities he was charged [15,000 USD](#) to be smuggled across the U.S. border from Tijuana by boat.

The modality of payment of smuggling fees for crossing the US border varies. Sometimes, people on the move are allowed to pay only [upon successful arrival](#) at destination, in cash; in other occasions, payment is made in [two stages](#): an upfront payment before or upon departure and a second and final payment once they reach the final destination. Alternative – and sometimes dangerous – forms of payment are sometimes offered to those who do not have the necessary resources, such as transporting drugs, working off the debt upon arrival in the US, or even payment plans in quotas.

Smugglers profiles

Literature suggests that human smuggling at the US southern border has been mostly controlled by criminal groups – mainly drug cartels – [since at least the 2000s](#). Such rise in prominence was triggered by the above-mentioned combination of strengthened border control and high profitability. An [analysis piece](#) produced by the US Department of Homeland Security (DHS) in 2010 detected that “as enforcement has intensified, smaller smuggling operations have been squeezed out of the industry and larger, better-funded operations have expanded”. The involvement of organized crime in human smuggling led to more sophisticated methods, but also increased violence and abuse. This can include [kidnapping for ransom](#), homicide, [sexual violence](#), and [forced drug trafficking](#).

Members of drug cartels are however not the only actors involved in facilitating the irregular crossing of the US border. These also encompass [local residents](#) of border towns looking for a source of income; people who had [previously migrated themselves](#), some of them several times, and got to know the border area

and its dynamics; and “[part-time smugglers](#)”, some of whom who travel once a year or a few times a year to the US with labour migrants.

It is hard to say whether all these other actors are directly connected to criminal groups and to what extent. Some sources maintain that cartels do not necessarily run smuggling operations themselves, but indirectly benefit from them by imposing an extortion fee known as [derecho de piso](#) (“right to pass”) at each crossing. According to a [CBP spokesman](#), “there is no way you can cross Mexico without paying off a cartel”: either the smuggler works directly for the cartel who controls the border crossing or the smuggler must pay [an extortion fee](#) to move through that area. Other sources believe that these groups – [the Sinaloa and La Linea drug cartels](#), for instance – are the ones directly managing smuggling.


The smuggling industry is not only composed of foreigners: during the fiscal year 2020, the [U.S. Sentencing Commission](#) registered 3,392 offenders convicted for smuggling people into the US, of which 71.3% were U.S. citizens. Going beyond nationality, the Sentencing Commission also reported that 73.8% of those convicted for smuggling in 2020 were male and the average age was 32 years old. This does not mean, however, that children do not participate in the smuggling industry: Mexican authorities label “[circuit minors](#)” the children and adolescents living in border areas who get recruited by smuggling networks to facilitate irregular migration, earning about [100 USD](#) per each person they manage to get into the US. These children are specifically targeted for recruitment by smuggling networks because they are not prosecuted by the US Justice Department until they turn 18.

Although smugglers are usually negatively portrayed in the media and by law enforcement officials – and they can indeed be [responsible for violence abuse and neglect](#) against people on the move – research suggests that the smuggler-migrant relationship is often [not so black or white](#), as smugglers are sometimes viewed by people on the move as “[good-faith actors providing a service](#).” 4Mi data² from interviews with refugees and migrants in Mexico also point toward a nuanced picture: on the one hand, 55% of respondents believed that their smuggler(s) had intentionally misled them about the journey; on the other hand, however, 67% stated that smugglers helped them in achieving their goal, making them somehow a necessary evil.

With attempts to migrate to the US unlikely to decrease anytime soon, a broader and more pragmatic response that goes beyond demonizing and criminally prosecuting smugglers, and includes expanding pathways for regular migration, is a necessary condition for all realistic efforts to limit their influence and power.

2 4Mi migrant survey data from 221 surveys collected in Mexico between February 1st and September 30th 2021 as appearing on the [4Mi Inter-active dashboard](#), visited on 24 January 2022.


Highlighted New Research and Reports



[Large Movements of Highly Vulnerable Migrants in the Americas from the Caribbean, Latin America and Other Regions – Destinations in Transit](#)

International Organization for Migration | November 2021

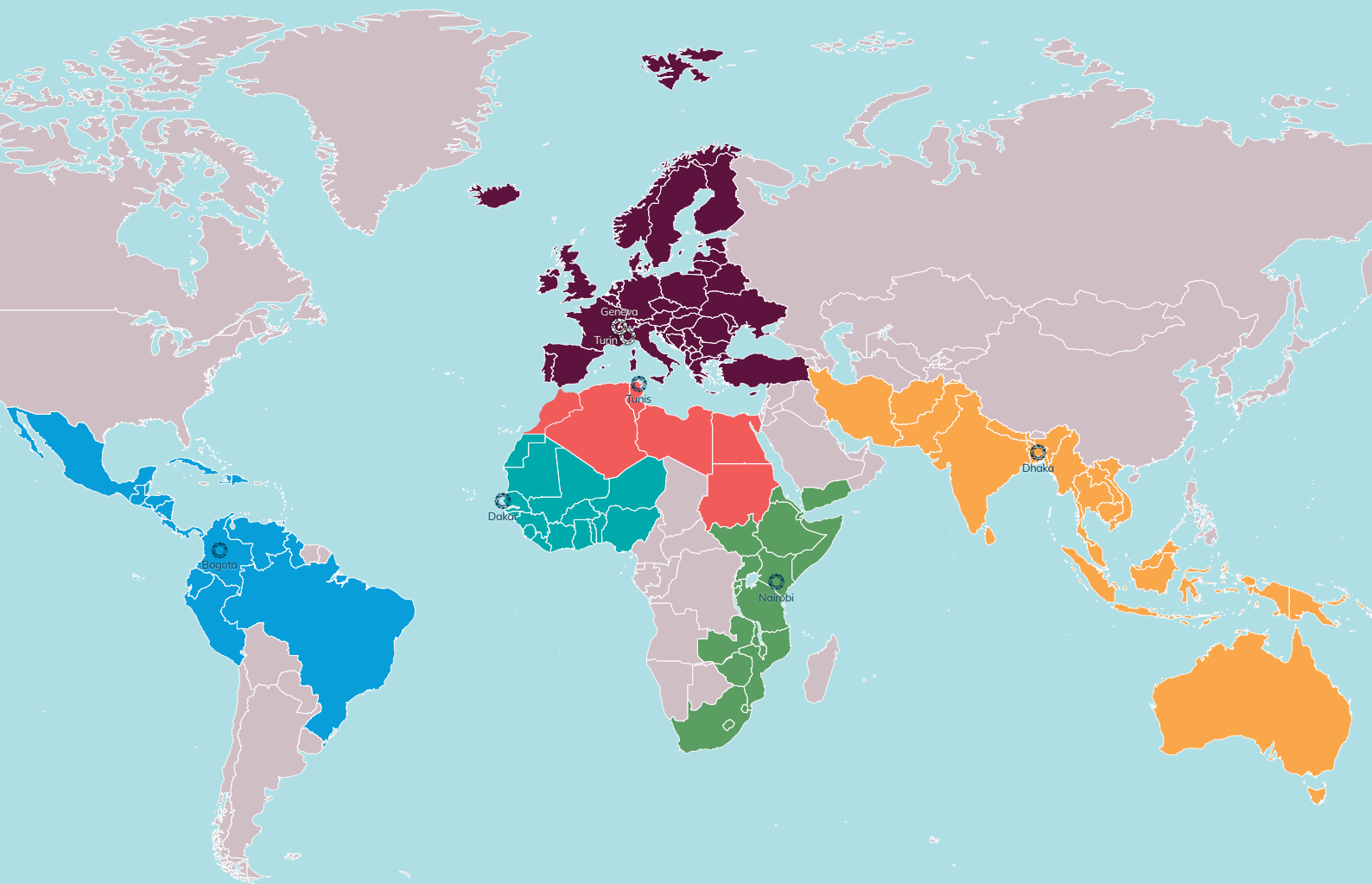
People on the move from Latin American and extra-regional refugees and migrants (from the Caribbean and other regions, such as Africa and Asia) make up a significant proportion of the people on the move in the American continent. This report sheds light on the size and nationalities of refugee and migrant flow in the Americas, the routes of these movements, as well as dynamics and trends. People on the move who had previously settled down in South American countries have also been moving onward further north for over a decade – a dynamic that was exacerbated by the economic repercussions of the Covid-19 pandemic.



[Trazando un nuevo rumbo regional: las complejas motivaciones y los costos de la migración centroamericana](#)

MPI - WFP - MIT | November 2021

Drawing on 5,000 in-person household surveys in El Salvador, Guatemala, and Honduras, and 6,000 online surveys conducted in 2021, this report delves into the reasons that lead the citizens of these Central American countries to migrate. Although violence, insecurity, and climate-related reasons are common migration drivers for Central Americans, data indicates that economic factors are the main reason behind their decision to migrate. Despite the abundance of drivers, however, only 6% of respondents to the study were thinking of migrating and just 3% had concrete plans to migrate. The report also enquired about the amount of money spent by people on the move on smuggling services, estimated at approximately 1.7 billion USD yearly.



The MMC is a global network consisting of six regional hubs and a central unit in Geneva engaged in data collection, research, analysis and policy development on mixed migration. The MMC is a leading source for independent and high-quality data, research, analysis and expertise on mixed migration. The MMC aims to increase understanding of mixed migration, to positively impact global and regional migration policies, to inform evidence-based protection responses for people on the move and to stimulate forward thinking in public and policy debates on mixed migration. The MMC's overarching focus is on human rights and protection for all people on the move.

The MMC is part of and governed by the Danish Refugee Council (DRC). Global and regional MMC teams are based in Geneva, Turin, Dakar, Nairobi, Tunis, Bogota and Dhaka.

For more information visit:

mixedmigration.org and follow us at [@Mixed_Migration](https://twitter.com/Mixed_Migration)

